




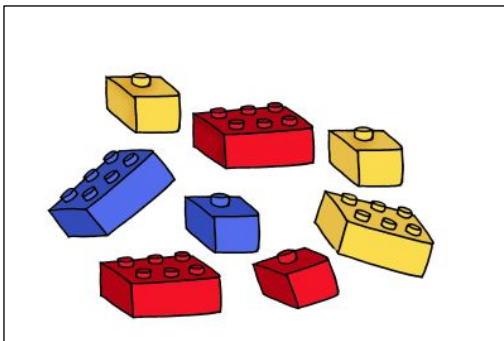



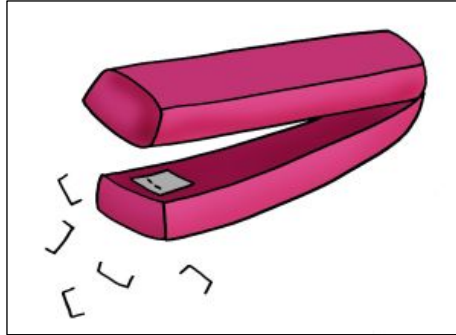


Things You Can Eat



Things You Don't Eat



Directions:

1. Print
2. Cut out
3. Laminate (optional)
4. Using Velcro or Post It tape, place the title markers at the top of each page.
5. Instruct the child to "Put the things you can eat together" on one side of the file folder and "Put the things that you can't eat" on the other side of the file folder.